


# RECOVERY



**TJM EQUIPPED**

ON AND OFF ROAD. WORK OR PLAY.

Recovery Winches & Equipment







ON AND OFF ROAD.  
WORK OR  
PLAY

### **We started it**

Founded on mateship in 1973, TJM is the Aussie pioneer of 4WD equipment.

### **We're tried and proven**

Australia's rugged, yet diverse landscape has provided the ideal testing ground. Whether your journey takes you on or off road, for work or play, TJM has the gear you can depend on.

### **We're tough, yet sophisticated**

Using the latest engineering and manufacturing technology, our products are exposed to stringent testing and thorough quality assurance procedures to guarantee our customers receive nothing but the best.

### **Everybody wants a piece of us**

Our research and development team brings leading-edge and performance-driven products to the global market. We're the experts not just on our home turf but also offshore, so it's not surprising TJM's Aussie innovations are exported around the globe.

**TJM EQUIPPED**  
ON AND OFF ROAD. WORK OR PLAY.

## STUCK FAST? GET UNSTUCK FAST.

A TJM Torq winch is the essential risk management tool when venturing to remote locations and upping the stakes of your 4WD adventure. TJM's range of new generation Torq winches now have even more power for increased line speed and faster recovery.

And there's a TJM Torq winch that'll fit most 4WD vehicles.

There are 9,500lb and 12,000lb sizes, all with new and improved functionality and strength. The larger two models now have tough synthetic rope as standard for easier handling and improved performance.

Tested to meet Australian and our own high standards, a TJM Torq winch will provide the right amount of 'grunt' in any situation, thanks to the carefully engineered balance of power and speed. For those who enjoy a challenge, owning a TJM Torq winch provides you with the freedom to visit more places. When you're off the beaten track, stuck and lacking traction, it's not always as simple as relying on a mate with traction to bale you out. Steep inclines and muddy conditions are problematic and adding a second vehicle to the dilemma doesn't help anybody. Using a TJM winch, with a wireless remote for added safety, is a much better way to successfully recover your vehicle.

Engineered and manufactured by TJM in our 100% owned factory, the TJM winch range is 100% supported by TJM.

You'll get unstuck faster and safer without ever having to rely on a mate.





### Torq Winch features

- › Integrated solenoid control pack
- › High output series wound motor
- › Sealing of motor & gearbox to eliminate water & dust ingress
- › Planetary gear system
- › Automatic load holding brake
- › IP67 water proof rated winch remote
- › Illuminated winch remote controls
- › FRP sheath protecting all power cables
- › Increased power cable length
- › Anti-corrosive aluminium tie bars
- › 90° ergonomic clutch handle
- › 4 position clocking on motor
- › 10 position clocking on gearbox
- › Free spooling
- › Power in & power out
- › Low electric current draw
- › CE certified
- › UV resistant plastic parts
- › TJM wireless remote included

### Wireless remote features

- › Safely use your TJM winch up to 45 metres away
- › Extends the range of the traditional, wired remote switches by over 12 times
- › Built in safety features that immobilise the unit until you're ready to begin winching
- › Robust, shock resistant and highly visible remote controller
- › LED illumination shows when winch is in use
- › Easy to install and even easier to use
- › Backed by a 1 year TJM warranty

## TJM 12000lb synthetic winch



Line load LBS/KGS	Line speed MPM	Line speed FPM	Motor Amps
0 / 0	5.0	16.4	85.0
4000 / 1810	2.7	8.8	160.0
6000 / 2720	2.3	7.5	191.0
8000 / 3630	2.0	6.7	235.0
10000 / 4540	1.7	5.6	270.0
12000 / 5440	1.5	4.9	300.0

## TJM 9500lb synthetic winch



Line load LBS/KGS	Line speed MPM	Line speed FPM	Motor Amps
0 / 0	6.4	21.0	86.0
2000 / 910	3.4	11.0	150.0
4000 / 1810	2.7	8.8	205.0
6000 / 2720	2.3	7.5	235.0
8000 / 3630	1.8	6.0	252.0
9500 / 4310	1.7	5.6	300.0

## TJM 9500lb steel winch



Line load LBS/KGS	Line speed MPM	Line speed FPM	Motor Amps
0 / 0	6.4	21.0	86.0
2000 / 910	3.4	11.0	150.0
4000 / 1810	2.7	8.8	205.0
6000 / 2720	2.3	7.5	235.0
8000 / 3630	1.8	6.0	252.0
9500 / 4310	1.7	5.6	300.0

Rated line Pull	12000lbs (5445kg), Single line
Motor (series wound)	12 Volt, input power 4.9hp (3.6kw)
Gear train	3 stage planetary
Gear ratio	294:1
Drum	Hardened knurled drum
Fairlead	Aluminium hawse fairlead
Winch dimensions	528 x 161 x 200mm (L x W x H)
Mounting bolt pattern	254 x 114.3mm
Rope supplied	9.5mm* Synthetic rope 28m

Rated line Pull	9500lbs (4310kg), Single line
Motor (series wound)	12 Volt, input power 4.9hp (3.6kw)
Gear train	3 stage planetary
Gear ratio	210:1
Drum	Hardened knurled drum
Fairlead	Aluminium hawse fairlead
Winch dimensions	528 x 161 x 200mm (L x W x H)
Mounting bolt pattern	254 x 114.3mm
Rope supplied	9.5mm* Synthetic rope 28m

Rated line pull	9500lbs (4310kg), Single line
Motor (series wound)	12 Volt, input power 4.9hp (3.6kw)
Gear train	3 stage planetary
Gear ratio	210:1
Drum	Hardened drum
Fairlead	Roller hawse fairlead
Winch dimensions	528 x 161 x 200mm (L x W x H)
Mounting bolt pattern	254 x 114.3mm
Rope supplied	8.3mm* Aircraft steel cable 28m



4500lb electric ATV winch



Line load LBS/KGS	Line speed MPM	Line speed FPM	Motor Amps
0 / 0	5.5	18	22.0
1000/ 454	4.5	14.8	82.0
2000/908	3.8	12.5	145.0
3000/1360	3.3	10.8	225.0
4000/1816	2.7	8.9	280.0

Rated line pull	4000lbs (1815kg), single line
Motor (permanent)	12V, input power 4.6Hp (3.4kw)
Gear ratio	249:1
Fairlead	Aluminium hawse fairlead
Drum	50mm* x 80mm
Winch dimensions	344 x 128 x 108mm
Mounting bolt pattern	48mm x 76mm
Hook	6.35mm
Rope supplied	5.56mm* Synthetic rope 12m




## Before you begin winching

- › Study the winch owners manual to familiarise yourself with its features and operating procedures
- › Do not use winches as hoists or to transport people, unless endorsed by the manufacturer and approved by government legislation
- › Inspect wire ropes and equipment regularly and replace at the first sign of deterioration
- › All winch rated capacities are based on one layer of rope on the drum. With a full drum of rope the capacity will decrease by up to 35%
- › Always use protective gloves when handling wire ropes
- › Always use a tree trunk protector when anchoring to a tree
- › Use “rated” bow shackles or “D” shackles for all rope and strap connections
- › Leave shackle pins half a turn loose, this will prevent over tightening under load
- › Set up shackles with the body on the anchor side
- › Never hook the winch rope back on itself. This will cause distortion of the rope leading to possible rope failure
- › Ensure appropriate winching/recovery points are used
- › Ensure a straight line pull is maintained. Use of a snatch block for redirection will enable this to be achieved and maintained
- › Use a snatch block for all heavy recovery situations. This doubles the winch capacity but halves the winching speed
- › Ensure there are at least 5 coils of rope on the winch drum before any winching operation is attempted. The rope fastener to the drum is not designed to hold the vehicle load

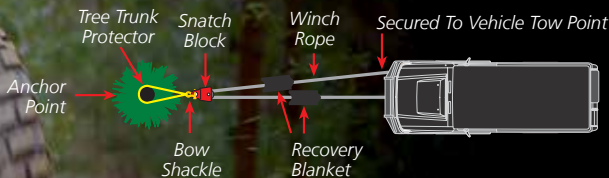




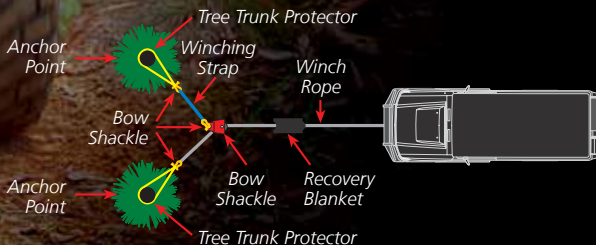
### Direct line recovery



### Double line recovery



### Indirect line recovery



### Now that you're winching

- › One person should be responsible for winch control and protection
- › Keep winching area clear of observers (1.5 times the length of the deployed cable is the recommended clear distance)
- › Keep hands clear of the wire ropes and fairlead during any spooling operation
- › Do not step over taught winch ropes
- › Maintain constant loads on the winch rope during vehicle recovery
- › Assisting the winch by driving the vehicle can cause "Shock loads" which can overload the rope and winch, leading to failures
- › Ensure rope is evenly spooled onto winch drum
- › Electric winches must be used intermittently when the going gets tough. This is to allow for winch motor cooling and vehicle battery recovery
- › When winching with electric winches, it is recommended that the engine is run at 2000rpm
- › Do not maintain power to the winch if the winch is stalled

### After a successful recovery

- › Ensure vehicle is in a safe and secure position
- › Inspect equipment for any signs of wear or damage
- › Neatly re-pack all winch and recovery equipment used
- › Store your recovery equipment in a recovery bag
- › Never store straps wet or damp, be sure straps are thoroughly dry before storing

## STUCK ON A SLOPE OR STUCK IN THE MUD, TJM CAN PROVIDE A LOT MORE THAN SYMPATHY.

Every situation is unique, and the right equipment and a well thought out plan are the key ingredients to successful vehicle recoveries. Designed by engineers and manufactured to the highest standards, TJM recovery equipment gets you out of trouble. Should you become bogged, stuck or immobile, TJM recovery gear is your backup plan to ensure you can continue your journey.

Purchasing a recovery kit is a good place to start, but ask your local TJM expert in store about additional accessories to cater for different recreational or work requirements. All TJM recovery gear is tested to the highest standards, making it dependable in emergencies.

### TJM snatch strap in action

The energy from the moving recovery vehicle is transferred through the TJM snatch strap and effectively launches the incapacitated vehicle from its bogged position.



## TJM snatch straps

The TJM snatch strap is a vital part of any 4WD recovery kit. The combination of vehicle pull and the tension in the strap creates a 'snatching' effect that can pull a stranded vehicle free from being bogged or unable to move under its own power.

TJM uses only the highest quality manufacturing processes and materials. TJM snatch straps are independently tested to assure proper function and breaking strengths are met.

During a snatch strap recovery, extreme kinetic energy is generated. To ensure the highest level of personal safety, TJM snatch straps are designed to break before reaching excessive and dangerous loads above and beyond the strap rating. Many straps in the industry do not break under extreme force, resulting in significant chassis damage or the potential for bow shackles to shoot off as deadly projectiles.

As a result of these potential dangers, it is important to choose a strap that is right for your needs. The 8000kg strap is recommended for most 4WD vehicles, the 6000kg strap for lighter SUVs, and the 11000kg and 15000kg straps better suited to heavier applications. Bigger is not better when it comes to snatch straps. Match the size of the strap to the lightest of the two vehicles being used in the recovery.

## Features

- › Available in 4 rated strengths
- › Dual neoprene protective sleeves
- › Reinforced eyelets on both ends
- › High visibility colours
- › Identifiable breaking strengths on each strap
- › Each strap serial numbered for quality control

## Specifications

<b>Length:</b>	8-9m
<b>Width:</b>	50, 60, 75 & 100mm
<b>Material:</b>	100% nylon
<b>Stretch:</b>	Genuine 20%

### TJM 15000kg snatch strap

This is the big fella, 100mm wide and rated to 15000kg. It's recommended for larger vehicles usually loaded up to the hilt.

### TJM 11000kg snatch strap

75mm wide and rated to 11000kg, it's recommended for heavy vehicle snatching.

### TJM 8000kg snatch strap

Just right for just about everything, this is the strap of choice and recommended for most 4WDs. 60mm wide and rated to 8000kg.

### TJM 6000kg snatch strap

For all the lighter SUVs you'll rarely need more than the TJM 6000kg snatch strap.



Neoprene protective sleeves



Reinforced eyelets



## General information

- › Check strap and packaging for minimum breaking strength of the strap
- › It is recommended that the minimum breaking strength of the strap should be between 2 and 3 times the vehicle's gross vehicle mass (GVM)
- › Strap must be suited to the GVM rating of the lighter of the two vehicles used in the recovery process
- › Consider completing a nationally recognised four wheel drive training course or contact a reputable four wheel drive club or four wheel drive accessory retailer for more comprehensive advice on the proper selection and use of your recovery equipment
- › The snatch strap must not be used for lifting or conventional towing
- › Ensure the strap is not damaged and is in usable condition
- › Keep in mind, the strap's strength and stretch are reduced when the strap is saturated with water
- › A TJM recovery blanket must be draped over the strap during use to reduce any unintentional rebound of the strap
- › While the strap is being used, any people outside the vehicles involved in the recovery must be kept at a safe distance (recommended at least 1.5 times the length of the unstretched strap) from the point of recovery in any direction and NEVER in the line of recovery (See Figure 1)
- › WARNING - Always follow product instructions. It is important to correctly attach the strap to a vehicle. A standard tow ball or vehicle tie-down point is not designed for this purpose and may result in the strap or a vehicle component detaching from a vehicle and striking and seriously injuring or killing a person. Only attach the strap to a vehicle recovery point or device that is suitably rated for use with the motor vehicle recovery strap. Incorrect use has previously resulted in serious injury and death

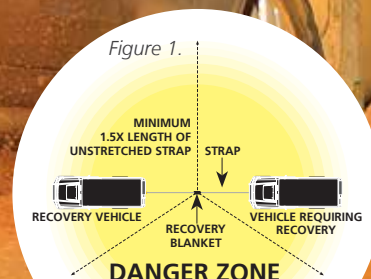
## Important

- › Never attempt to recover a vehicle without all the necessary equipment
- › Only use equipment that is properly rated for the particular situation. If in doubt, don't use it
- › Never exceed the Minimum Breaking Strength of the strap or working load limit (WLL) of shackles





PEOPLE OUTSIDE THE VEHICLES INVOLVED IN THE RECOVERY MUST REMAIN OUTSIDE THIS ILLUSTRATED DANGER ZONE DURING THE COURSE OF THE RECOVERY





### TJM winch extension straps

The TJM Winch Extension Strap is designed to be used when extra length is required for winching or suitable anchor point is out of reach. The TJM Winch Extension Strap is more convenient to store than extra lengths of winch cable.

<b>Breaking strength:</b>	4000kg or 6000kg
<b>Length:</b>	10m (4T) & 20m (4T & 6T)
<b>Width:</b>	60mm
<b>Material:</b>	100% polyester
<b>Reinforced eyes:</b>	Yes
<b>Eye &amp; seam protector:</b>	Yes



### TJM tree trunk protectors

Winching or anchoring to a tree, a TJM Tree Trunk Protector is vital in protecting the tree from ring barking and protecting your winch cable from unnecessary wear.

<b>Breaking strength:</b>	8000kg or 10000kg
<b>Length:</b>	3m (8T) & 5m (10T)
<b>Width:</b>	75mm
<b>Material:</b>	100% polyester
<b>Reinforced eyes:</b>	Yes
<b>Eye &amp; seam protector:</b>	Yes



### TJM equaliser strap

When recovering a monoco or 4WD vehicle without a separate chassis, the TJM Equaliser Strap is an important addition which helps to spread the weight evenly between two points.

<b>Breaking strength:</b>	8000kg
<b>Length:</b>	3m
<b>Width:</b>	75mm
<b>Material:</b>	100% polyester
<b>Reinforced eyes:</b>	Yes
<b>Eye &amp; seam protector:</b>	Yes







### TJM recovery hitch and bow shackle

The latest addition to the TJM accessory range is our very own recovery hitch fitted with a 4.75 tonne quality bow shackle. Perfect for those vehicles where it is difficult to mount rear recovery points as it's specifically designed to fit into leading manufacturer tow hitches and TJM rear bars.

The hitch itself is manufactured from high strength mild steel, finished with a zinc coating to keep it durable as well as ensuring a clean finish.

The hitch can be turned in both directions with the shackle hole horizontal or vertical to avoid shackle binding.

Appropriate recovery points are essential to conduct the safe recovery of vehicles. It is recommended that all vehicles planning to go off road should have at least one recovery point at the rear.

You should never ever use a tow ball for recovery purposes. They are not rated for the loads applied when performing vehicle recovery.



### TJM recovery blanket


TJM recovery blanket should be draped over the centre of the recovery strap or winch cable/rope being used for a recovery. The recovery blanket aids in preventing a broken strap or winch cable from behaving uncontrollably if it breaks. The blanket's material and weight has been engineered to survive service in wet and dirty environments.

- › PVC material weighted to effectively dampen a broken snatch strap, winch cable or rope
- › Highly visible reflective strips on both sides of the recovery blanket
- › Heavy duty high quality velcro to secure the recovery blanket into position
- › Internal pocket for carrying winch blocks
- › Weight 1.2kg

### TJM bow shackles

TJM bow shackles are forged steel, galvanised, then powder coated bright yellow for very clear visibility in all situations. TJM bow shackles are an important link in joining equipment in recovery situations.





## TJM air compressor

The TJM air compressor is the ideal compressor - for any person, with any vehicle.

It doesn't matter if you are on a quiet weekend away or a full expedition, there are always times when you could do with a quality TJM air compressor.

Designed with every application in mind, a TJM air compressor is a valuable piece of equipment that will help you to enjoy your time away.



## TJM snatch blocks

TJM Snatch Blocks effectively double the capacity of the winch. They are also useful in recovery situations where the winch anchor point is not in direct line of the vehicle winching direction. Complete with greasable nipple for smooth, trouble free operation, and working load limits of 8000kg, or a heavier duty option of 10,000kg.



## TJM drag chain

TJM Drag Chains are now cadmium plated which gives them a distinctive gold colour. More importantly the cadmium plating makes it more rust/corrosion resistant than its zinc plated competitors. The TJM Drag Chain is available in five metre lengths and comes with its own TJM Heavy Duty Canvas Carry Bag.



## TJM heavy duty recovery gloves

The TJM heavy duty recovery gloves are high quality, professional winching gloves. They are packed with features for safe and controlled winching, using wire or synthetic winch ropes.

Durable cowhide with SBR padding protects the palms of your hands from winch rope burns and cable spikes. A well designed combination of synthetic leather, neoprene and spandex lines the glove allowing excellent breathability and maximum dexterity.



### TJM recovery jack

A versatile piece of equipment the TJM Recovery Jack will provide a means of lifting the vehicle to aid recovery. The jack fits directly into TJMs unique T-slot recovery point which has been extensively tested and can be found on many TJM Steel Bullbars.

The TJM Recovery Jack now comes with bag and jack keeper.

**Working load limit:** 1000kg (2200lb)

**Height raised:** 1120mm (44 inches)

**Height lowered:** 150mm (6 inches)



### TJM hand winch

The TJM Hand Winch is a great accessory for any adventurer. Much more versatile than a power winch, the hand winch allows you to extricate your vehicle from almost any angle. Its design enables the wire rope to be fed through a set of wear resistant locking jaws by a single operating lever.

**Pulling capacity:** 2500kg (5512lb)

**Lifting capacity:** 1600kg (3528lb)

**Cable length:** 20m



### TJM heavy duty recovery kit

- › 11000kg snatch strap 75mm x 9m
- › 6000kg winch extension strap 60mm x 20m
- › 10000kg tree trunk protector 75mm x 5m
- › 8000kg snatch block
- › 19mm bow shackles x2
- › 16mm bow shackles x2
- › Heavy duty recovery gloves
- › Recovery blanket

### TJM large recovery kit

- › 8000kg snatch strap 60mm x 9m
- › 4000kg winch extension strap 60mm x 20m
- › 8000kg tree trunk protector 75mm x 3m
- › 8000kg snatch block
- › 19mm bow shackles x2
- › Heavy duty recovery gloves
- › Recovery blanket

### TJM snatch strap kit

- › 8000kg snatch strap 60mm x 9m
- › 16mm bow shackles x2
- › Heavy duty recovery gloves



## TJM about us

Back in the 70's when 4WD's were few and far between, three adventure seeking mates got their 'off road thrill' with customised FJ40s, F100s & Rovers. Each fitted with custom made bull bars, roll bars and sand tyres – they drew the attention of friends and bystanders. Before long, Lloyd Taylor, Cliff Jones and Steve Mollenhauer were making hand-made custom bars for a growing number of fans. As the demand continued to grow, they decided it was time to get serious.

In 1973, with little more than their combined initials, shared passion and appreciation for quality products - TJM was founded and the rest is history. They were pioneers and TJM became the first company in Australia to manufacture and distribute quality 4WD equipment.

Our product range has extensively grown to include; steel and alloy bull bars, nudge bars, side and rear protection bars, side steps, trade racks, roof racks, TJM recovery equipment, TJM winches, TJM XGS suspension, Airtec snorkels, TJM Pro Lockers and TJM roof top tents & awnings.

While TJM has grown to be a sophisticated operation, we have never forgotten the key elements that resulted in the formation of the brand.

**Trust:** from the quality of manufacturing.

**Pride:** in our innovative designs.

**Adventure:** heading out from suburbia and experiencing the wonders of our unique and breathtaking country, Australia.





TJM Products Pty Ltd  
150 Robinson Rd  
Geebung QLD 4034 Australia

PO Box 23  
Geebung QLD 4034 Australia

P: (07) 3865 9999

F: (07) 3865 3677

E: [info@tjm.com.au](mailto:info@tjm.com.au)

W: [www.tjm.com.au](http://www.tjm.com.au)

ABN: 56 009 887 325

#### **International Enquiries**

P: +61 7 3865 9999

F: +61 7 3865 9991



TJM Products Pty Ltd has made every effort for the information contained within this brochure to be correct at the time of printing. However TJM Products Pty Ltd reserve the right to alter any specifications and to alter the range of products stocked without notice. Always consult your local TJM distributor for the latest information on TJM Products and its specifications.

## FROM A CAMPSITE IN THE KIMBERLEY TO A BEACH IN BINALONG BAY, TJM HAS THE COUNTRY COVERED FOR GETTING 4WD EQUIPPED.

Since 1973, TJM has designed, tested and developed the most comprehensive and innovative range of 4WD equipment available in Australia today.

Our work goes on in the toughest testing ground we know, our own backyard.

Whether you're camping or fishing, drilling or fencing, or just picking up the kids from school, get yourself TJM equipped. For anything.

TJM bull bars, nudge bars, side bars and steps, alloy and steel, engineered and refined to stringent Australian Safety Standards.

Roof rack solutions for all makes of vehicle - heavy duty or lightweight.

TJM Airtac snorkels, TJM XGS suspension, TJM recovery gear, TJM winches, TJM Pro Lockers, TJM roof top tents and awnings, dual battery systems and a whole lot more.

The list keeps growing like a good bush yarn, because at TJM we're always striving for new ideas that'll help and protect our customers while they enjoy their 4WD experience.

To see the complete TJM range of products and find your local distributor visit [www.tjm.com.au](http://www.tjm.com.au) where you'll get a real good look at how TJM will get you equipped.

TO FIND YOUR LOCAL  
STORE & THEIR TRADING  
HOURS SCAN THIS  
UNUSUALLY LARGE CODE  
OR VISIT [WWW.TJM.COM.AU](http://WWW.TJM.COM.AU)



PART NUMBER - 300PA5REC

TJM Products Pty Ltd has made every effort for the information contained within this brochure to be correct at the time of printing (OCT 15). However, TJM Products Pty Ltd reserve the right to alter any specifications and to alter the range of products stocked without notice. Always consult your local TJM distributor for the latest information on TJM Products and its specifications. **DISCLAIMER:** Some images are for illustration purposes only.

**TJM EQUIPPED**  
ON AND OFF ROAD. WORK OR PLAY.